

Scaled data based on original data using
LM-79-08 Approved Method: Electrical and Photometric Measurements of Solid-
State Lighting Products

Test Report Prepared for
Cooper Lighting Solutions
(formerly Eaton)

Brand: McGRAW-EDISON

Report Number: P940173

Luminaire Tested: **GALN-SB3A-840-U-T1**

Issue Date: 1/21/2025

Test Information

Test Method: LM-79-08
Report Number: P940173
TEST IS SCALED FROM IESNA LM-79-08 TEST DATA (G2-2405-108-2)
Test Lab: INNOVATION CENTER
Issue Date: 1/21/2025
Manufacturer: COOPER LIGHTING SOLUTIONS (FORMERLY EATON)
Product Line: MCGRAW-EDISON
Catalog Number: GALN-SB3A-840-U-T1
Description: GALLEON AREA AND ROADWAY HIGH DENSITY LED LUMINAIRE
(3) 80 CRI, 4000K, 350mA LIGHTSQUARES WITH 26 LEDS EACH AND TYPE I OPTICS
Light Source: -
Ballast/Driver: -

Summary

Lumens per Lamp: N/A
Luminaire Lumens: 12736 lumens
Efficiency: N/A
Efficacy: 150.4 lumens/watt
Luminous Opening: Rectangular (W 1' x L: 1' x H: 0')
IES Classification: Type I - Short
BUG Rating: B3 - U0 - G3

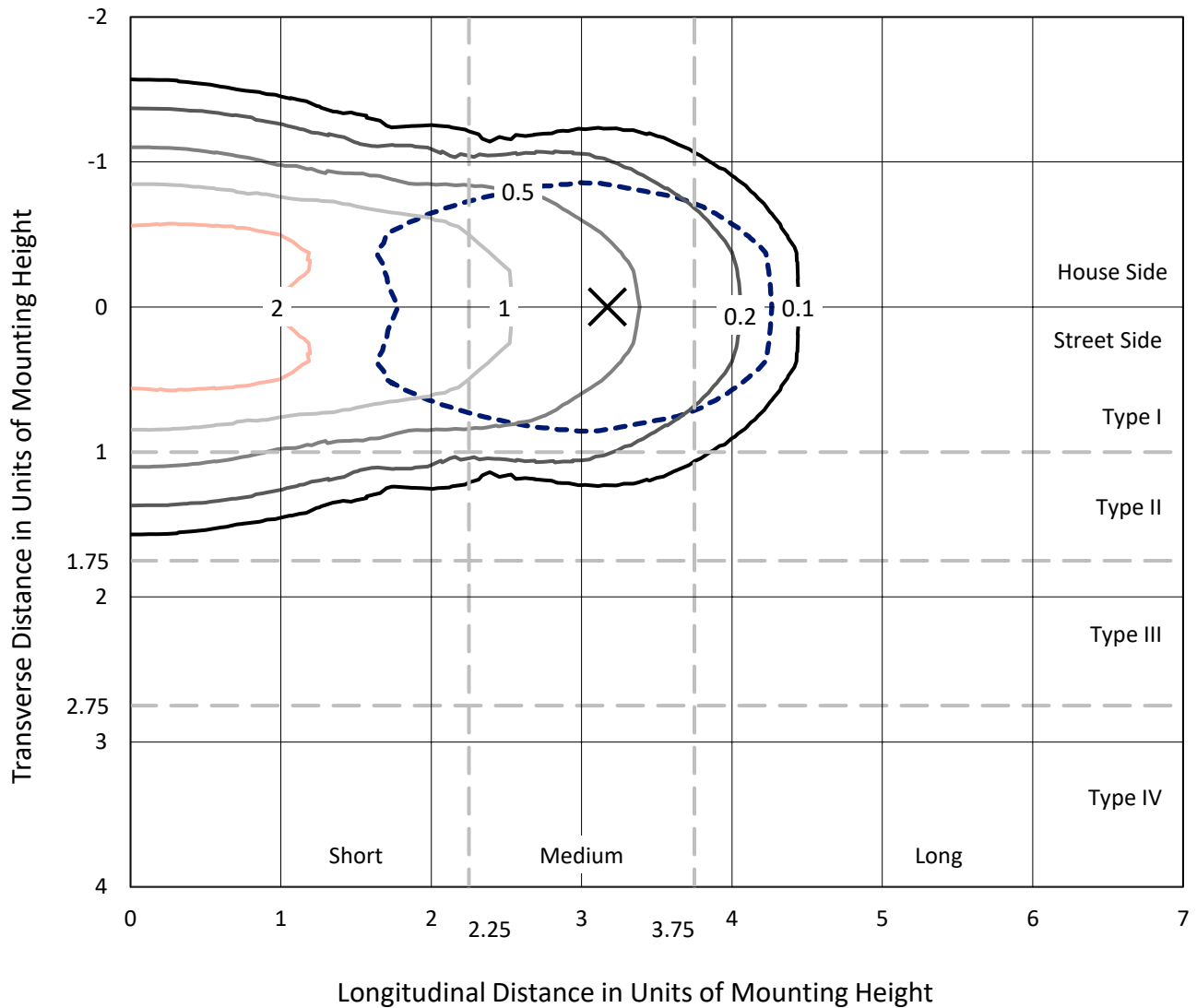
Input Watts (W): 84.7
Input Voltage (V): NR
Input Current (Ain): NR
Voltage Rise (V): NR
Power Factor: NR
Total Harmonic Distortion (THDi): NR
Frequency (hertz): 60
Stabilization Time: NR
Operation Time: NR
Ambient Temperature (°C): NR
Test Distance: 24 FT



REPORT NUMBER: P940173
 CATALOG NUMBER: GALN-SB3A-840-U-T1

Iso-Footcandle Lines of Horizontal Illumination

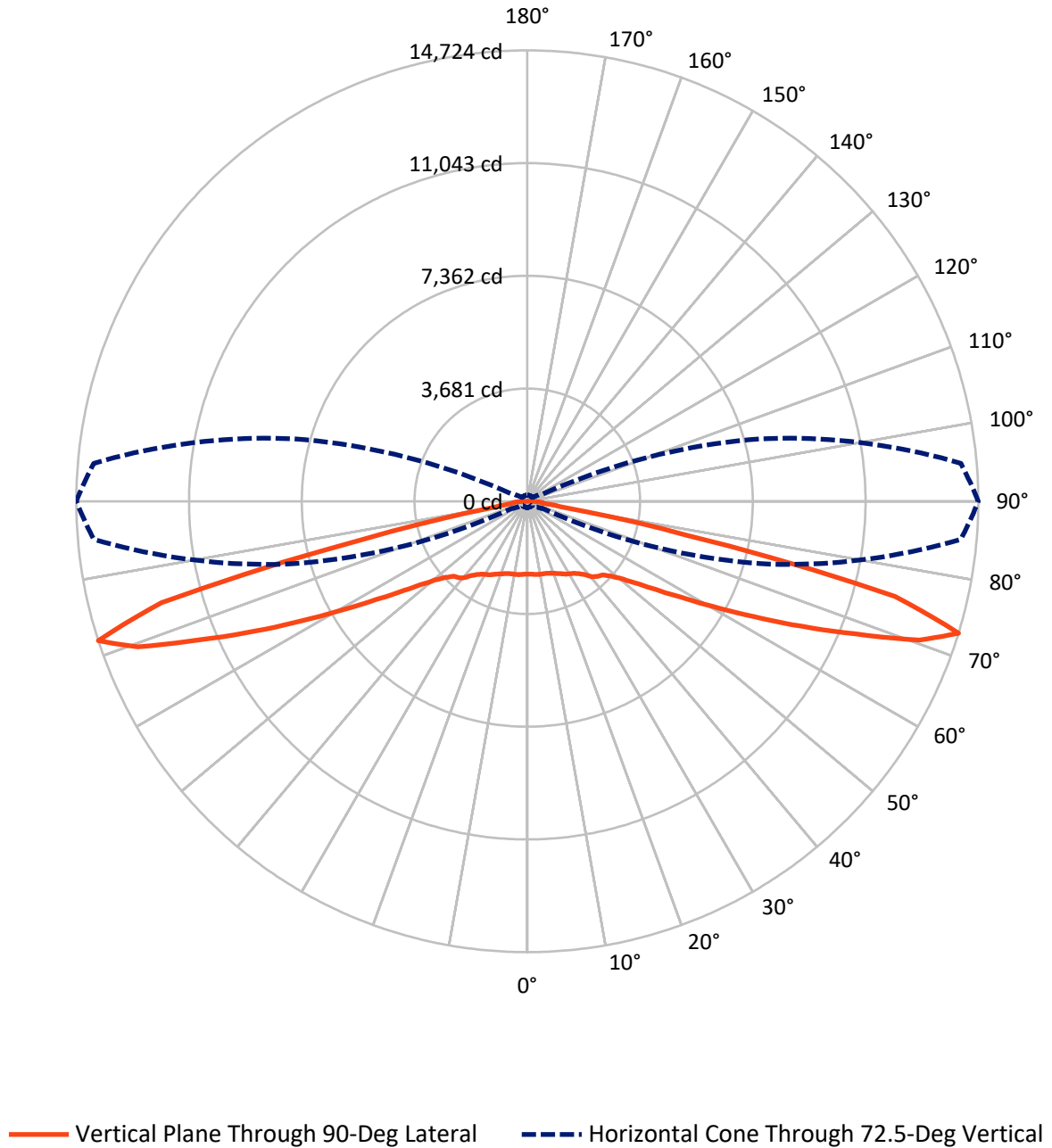
× Max cd
 - - - 1/2 Max cd



Based on 25 foot mounting height. Maximum calculated value = 3.8 fc
 Type I - Short - N/A

REPORT NUMBER: P940173
CATALOG NUMBER: GALN-SB3A-840-U-T1

Luminous Intensity Polar Plot



REPORT NUMBER: P940173

CATALOG NUMBER: GALN-SB3A-840-U-T1

FLUX DISTRIBUTION:

		Downward	Upward	Total
House Side	Lumens	6368.0	0.0	6368.0
	% Fixture	50.0	0.0	50.0
Street Side	Lumens	6368.0	0.0	6368.0
	% Fixture	50.0	0.0	50.0
Total	Lumens	12736.0	0.0	12736.0
	% Fixture	100.0	0.0	100.0

ZONAL LUMENS:

Zone	Lumens	% Fixture
0°-10°	230.8	1.8
10°-20°	705.6	5.5
20°-30°	1176.5	9.2
30°-40°	1618.0	12.7
40°-50°	1976.0	15.5
50°-60°	2285.5	17.9
60°-70°	2725.0	21.4
70°-80°	1901.9	14.9
80°-90°	116.8	0.9
90°-100°	0.0	0.0
100°-110°	0.0	0.0
110°-120°	0.0	0.0
120°-130°	0.0	0.0
130°-140°	0.0	0.0
140°-150°	0.0	0.0
150°-160°	0.0	0.0
160°-170°	0.0	0.0
170°-180°	0.0	0.0
0°-90°	12736.0	100.0
0°-180°	12736.0	100.0

Coefficient of Utilization



REPORT NUMBER: P940173

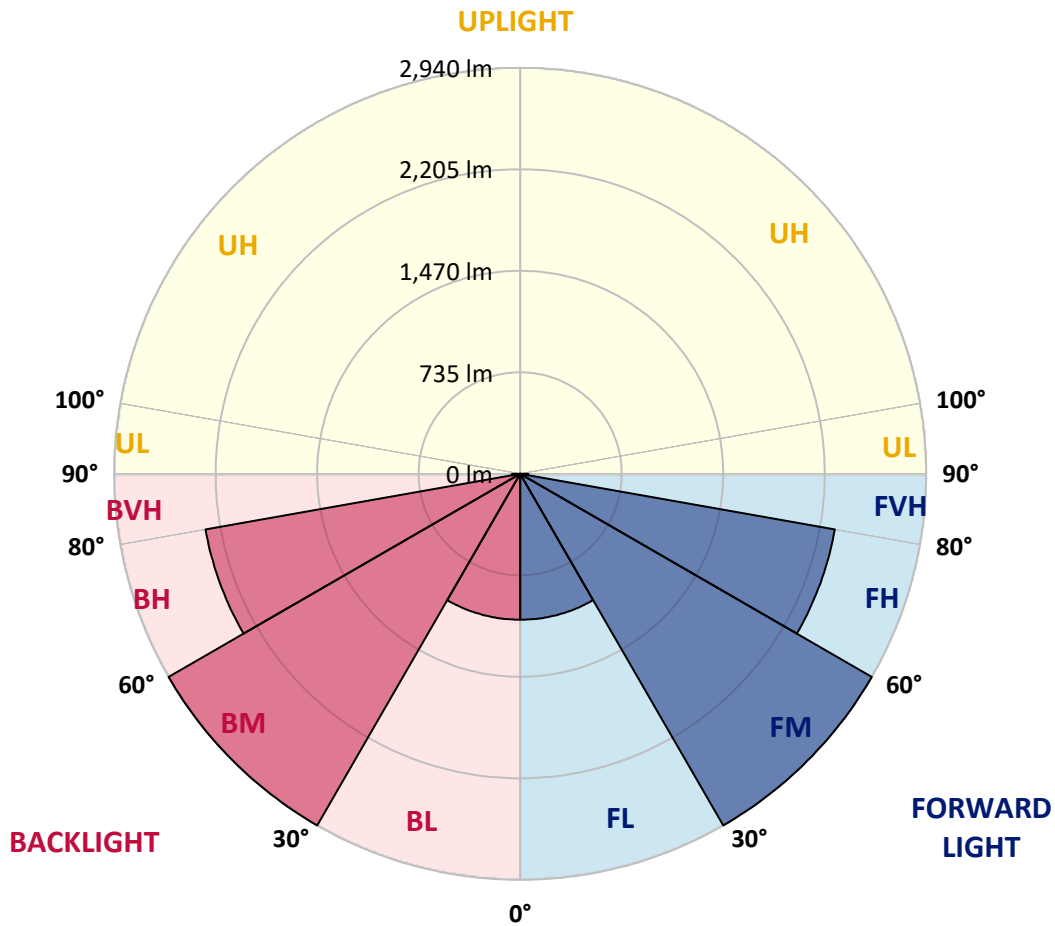
CATALOG NUMBER: GALN-SB3A-840-U-T1

LUMINAIRE CLASSIFICATION SYSTEM LUMEN TABLE AND BUG RATING:

Zone	Lumens	% Fixture	Zone Rating/Lumen Limit		
			B	U	G
FL (0°-30°)	1056.4	8.3			
FM (30°-60°)	2939.7	23.1			
FH (60°-80°)	2313.5	18.2			G2/5000
FVH (80°-90°)	58.4	0.5			G1/100
BL (0°-30°)	1056.4	8.3	B3/2500		
BM (30°-60°)	2939.7	23.1	B3/5000		
BH (60°-80°)	2313.5	18.2	B3/2500		G3/2500
BVH (80°-90°)	58.4	0.5			G1/100
UL (90°-100°)	0.0	0.0		U0/0	
UH (100°-180°)	0.0	0.0		U0/0	

BUG Rating: B3-U0-G3

Type I Short



REPORT NUMBER: P940173

CATALOG NUMBER: GALN-SB3A-840-U-T1

CANDELA DISTRIBUTION (FULL):

	0°	5°	15°	25°	35°	45°	55°	65°	75°	85°
0°	2379.9	2379.9	2379.9	2379.9	2379.9	2379.9	2379.9	2379.9	2379.9	2379.9
2.5°	2381.9	2384.6	2384.6	2382.6	2387.3	2383.2	2383.2	2381.2	2383.2	2381.2
5°	2394.1	2397.5	2398.8	2398.1	2404.2	2400.8	2400.8	2398.1	2398.8	2396.8
7.5°	2417.1	2421.8	2424.5	2427.9	2436.7	2432.7	2429.9	2421.8	2418.4	2413.0
10°	2424.5	2429.9	2438.7	2456.3	2476.6	2477.3	2469.2	2448.9	2433.3	2421.1
12.5°	2401.5	2409.0	2427.2	2463.1	2508.5	2526.7	2513.9	2480.0	2449.6	2427.9
15°	2372.4	2380.5	2408.3	2462.4	2529.4	2572.1	2570.7	2526.1	2477.3	2443.5
17.5°	2327.1	2335.2	2375.1	2450.9	2545.7	2616.1	2635.0	2589.0	2520.6	2475.3
20°	2245.2	2252.6	2308.1	2414.4	2551.1	2662.8	2712.2	2671.6	2586.3	2524.7
22.5°	2138.9	2150.4	2215.4	2351.4	2538.2	2711.5	2800.2	2772.4	2662.8	2577.5
25°	2025.2	2037.4	2113.2	2274.3	2505.1	2746.7	2904.4	2886.8	2749.4	2643.2
27.5°	1927.0	1939.9	2022.5	2197.8	2453.6	2760.3	3007.3	3016.1	2854.3	2715.6
30°	1849.9	1862.1	1950.0	2136.2	2387.3	2746.7	3097.3	3158.3	2961.3	2778.5
32.5°	1765.3	1780.8	1873.6	2061.1	2308.8	2714.2	3175.8	3311.9	3085.1	2846.2
35°	1658.3	1672.5	1770.0	1958.2	2205.9	2662.1	3241.5	3482.5	3262.5	2949.1
37.5°	1528.4	1541.9	1638.7	1829.6	2103.7	2589.0	3291.6	3674.7	3473.7	3097.3
40°	1397.7	1410.6	1501.3	1686.1	1981.2	2495.6	3309.2	3862.9	3716.0	3301.1
42.5°	1277.9	1289.4	1372.7	1544.6	1843.8	2376.5	3286.2	4026.7	3933.3	3443.2
45°	1167.6	1177.7	1251.5	1411.9	1701.0	2231.6	3217.1	4202.7	4191.8	3544.7
47.5°	1041.7	1051.8	1128.3	1283.3	1558.1	2061.7	3100.0	4375.9	4551.2	3774.9
50°	888.0	896.8	975.4	1135.1	1409.9	1881.0	2937.6	4512.0	5004.7	4123.5
52.5°	706.0	715.4	791.9	951.7	1233.9	1686.7	2723.7	4600.6	5528.6	4632.5
55°	525.2	532.0	598.3	741.8	1016.0	1465.4	2455.7	4625.7	6122.9	5328.3
57.5°	381.1	385.1	427.8	534.7	770.3	1188.6	2130.1	4560.7	6830.2	6220.4
60°	308.7	310.0	322.9	370.2	535.4	875.9	1736.8	4337.3	7597.8	7370.4
62.5°	280.2	280.2	283.6	296.5	362.1	578.0	1261.0	3874.4	8420.9	8823.6
65°	260.6	260.6	261.9	268.0	285.6	368.2	796.0	3120.3	9114.7	10525.9
67.5°	243.0	243.7	243.0	245.0	255.2	272.1	461.6	2155.1	9488.3	12289.8
70°	224.7	226.1	222.7	222.7	230.8	231.5	289.0	1181.8	9178.3	13768.1
72.5°	203.1	205.1	199.7	198.3	204.4	201.7	217.3	567.2	7880.1	14209.4
75°	184.1	186.8	174.6	171.2	171.2	169.2	176.7	291.1	5114.4	11591.3
77.5°	167.2	172.6	153.0	142.1	139.4	133.3	144.2	178.0	2237.0	5442.0
80°	138.1	145.5	125.9	113.0	108.3	101.5	113.7	124.5	665.4	1263.7
82.5°	102.9	106.3	89.3	80.5	76.5	71.7	85.3	86.6	216.6	447.4
85°	65.7	67.0	54.8	47.4	45.3	43.3	54.1	47.4	82.6	329.0
87.5°	23.0	26.4	21.0	19.0	20.3	16.9	25.0	14.2	23.0	232.2
90°	0.0	0.0	0.0	0.0	0.0	0.0	0.0	0.0	0.0	0.0

(END C

90°

2379.9
2381.2
2396.8
2413.0
2419.1
2424.5
2438.1
2467.8
2513.2
2561.9
2621.5
2692.6
2745.4
2804.3
2902.4
3035.1
3234.7
3357.9
3429.7
3642.2
3957.0
4427.4
5071.7
5897.5
6963.6
8278.7
9836.9
11546.0
13572.5
14723.8
12398.1
5329.0
1210.2
505.6
477.9
287.7
0.0

OF REPORT)